



CHARGE INTO THE OUTDOORS™
ALL-ELECTRIC | HYBRID-ELECTRIC | ALL-TERRAIN



*Picture includes optional accessories

The HuntVe 4x4 Game Changer™ is the planet's most dynamic electric 4x4 UTV. With dual direct drive motors, no single motor electric UTV can compete with the smooth power that comes from this 72 Volt stealth machine.



LONGEST ELECTRIC RANGE
RUGGED DURABILITY

GAME CHANGER™ 4X4 ALL-ELECTRIC

STANDARD EQUIPMENT

- Power Cargo Dump Bed (35X32X9) 5.8 CF
- On-Board Battery Charger 110V
- State of Charge Meter
- Seat Belts
- LED Head/Tail Lights
- Camouflage Standard
- Dual Auto-Sensing Motors
- 2 Passenger Seating

SPECIFICATIONS

- 72 Volt All-Electric System
- 1200 AMP Controller Power
- Dual Direct Drive Motors (36HP)
- Size: 113X57X76 (LXWXH)
- 950LB Vehicle Capacity
- Digital Display (Speed, Distance, Trip, Time)
- Four Wheel Independent Suspension
- Four Wheel Hydraulic Brakes
- Glove Box
- 25 MPH Top Speed
- Protective Side Doors
- Max Ranger Batteries
- 2" Rear Receiver Hitch
- 25" All-Terrain 6-Ply Tires



GAME CHANGER

ALL ELECTRIC CREW



*Picture includes optional accessories

Get ready to roll! The Game Changer™ 4x4 Crew has the industry's best power and range - not to mention the 4-wheel independent smooth ride suspension. This is sporting luxury. With dual direct drive motors (40HP), there is not a drive shaft, belt, or chain to make unnecessary noise while exploring the outdoors. Made in the USA, nothing matches the quality and ingenuity of HuntVe.

**SMOOTH RIDE
INDEPENDENT SUSPENSION**

GAME CHANGER™ CREW 4X4 ALL-ELECTRIC

STANDARD EQUIPMENT

- Power Cargo Dump Bed (35X32X9) 5.8 CF
- On-Board Battery Charger 110V
- State of Charge Meter
- Seat Belts
- LED Head/Tail Lights
- Camouflage Standard
- 4 Passenger Seating

SPECIFICATIONS

- 72 Volt All-Electric System
- 1200 AMP Controller Power
- Dual Direct Drive Motors (40HP)
- Size: 137X57X82 (LXWXH)
- 1200LB Vehicle Capacity
- Digital Display (Speed, Distance, Trip, Time)
- Four Wheel Independent Suspension
- Four Wheel Hydraulic Brakes
- 25 MPH Top Speed
- Protective Side Doors
- Max Ranger Batteries
- 2" Rear Receiver Hitch
- 25" All-Terrain 6-PLY Tires
- Glove Box



Switchback

HYBRID ELECTRIC CREW

HERE IS THE ULTIMATE WAY TO ENJOY THE OUTDOORS. SEATING FOR FOUR AND ROOM FOR CARGO TOO – THERE IS NO COMPROMISE WITH THE CLEAN, SILENT, SCENTLESS POWER OF THE SWITCHBACK™ 4X4 CREW. AND WHEN YOUR BATTERIES RUN LOW, START THE EXCLUSIVE RANGE EXTENDING 460CC GAS GENERATOR WITH THE TOUCH OF A BUTTON.

SWITCHBACK™ CREW 4X4 HYBRID-ELECTRIC STANDARD EQUIPMENT

- Power Cargo Dump Bed (35X32X9) 5.8 CF
- On-Board Battery Charger 110V
- State of Charge Meter
- Seat Belts
- LED Head/Tail Lights
- Camouflage Standard
- 4 Passenger Seating
- All-Terrain 4WD

SPECIFICATIONS

- 72 Volt All-Electric System
- 1200 AMP Controller Power
- Dual Direct Drive Motors (40HP)
- Size: 137X57X82 (LXWXH)
- 1200LB Vehicle Capacity
- Digital Display (Speed, Distance, Trip, Time)
- Four Wheel Independent Suspension
- 460cc Gas 4-Cycle Range Assist Generator
- Four Wheel Hydraulic Brakes
- 25 MPH Top Speed
- Protective Side Doors
- Max Range Batteries
- 2" Rear Receiver Hitch
- 25" All-Terrain 6-PLY Tires
- Glove Box

***THE ULTIMATE HYBRID
- ELECTRIC UTV***



TERLINGUA



*Picture includes optional accessories

The HuntVe Terlingua™ sports a powerful 72V electric system along with the smooth ride of a 4-wheel independent suspension. Top notch in performance and agility to any other electric UTV around, this well equipped HuntVe™ is ready for the outdoors. It's simply one of the finest off-road vehicles and distinguishes itself from all others.

**ENJOY THE RIDE
- SUPREME PERFORMANCE**

Available color options for all HuntVe Line:

TERLINGUA™ 4X4 ALL-ELECTRIC

STANDARD EQUIPMENT

- Power Cargo Dump Bed
- On-Board Charger 110V
- LED Head/Tail Lights
- Aluminum 12" Wheels
- Brush Guard
- 2 Passenger Seating
- Seat Belts
- 2 Passenger Seating
- Roof Top
- Hood Rack
- Solid Color Standard

SPECIFICATIONS

- Dual Direct Drive Motors (36HP)
- 1200 AMP Max Electronic Controller Power
- 72 Volt Electric System
- Size: 113X57X76 (LXWXH)
- 2" Receiver Hitch
- Front & Rear Suspension: Independent Double Wishbone
- Vehicle Capacity: 1200 lbs
- 26" All-Terrain 6-Ply Tires
- Cargo Box Size: 35x32x9 (5.8CF)



MONTANA BLUE	GREENWOOD GREEN	PITCH BLACK
STOP SIGN RED	QUICKSAND TAN	TANGERINE ORANGE



*Picture includes optional accessories

TERLINGUA™ CREW 4X4 ALL-ELECTRIC

STANDARD EQUIPMENT

- Power Dump Bed
- LED Head/Tail Lights
- On-Board Battery Charger 110V
- Aluminum 12" Wheels
- Two-Tone Premium Seats
- Brush Guard
- State of Charge Meter
- Seat Belts
- All-Terrain 4WD
- 4 Passenger Seating and Cargo Box
- Roof Top
- Hood Rack

TERLINGUA CREW

**UNCOMPARABLE OUTDOOR
EXPERIENCE**

SPECIFICATIONS

- 72V All-Electric System
- 1200 AMP Max Electronic Controller Power
- Dual Direct Drive Motors (40HP COMBINED)
- Size: 137X57X82 (LXWXH)
- 2" Rear Receiver Hitch
- Cargo Box Size: 35X32X9 (5.8 CF)
- Dimensions: 137X57X82 (LXWXH)
- Four Wheel Independent Suspension
- Vehicle Capacity: 1200LB
- 25" All-Terrain 6-PLY Tires
- Glove Box



ACCESSORIES



DUAL SIDE VIEW MIRRORS

- Fully Adjustable
- UV Resin Finish



BOW/GUN RACK

- Carry One Bow or Two Rifles
- Multi-Point Adjustable



OVERHEAD GUN RACK

- Carry Two Rifles Over Head
- Protects Rifles by Keeping Under Roof



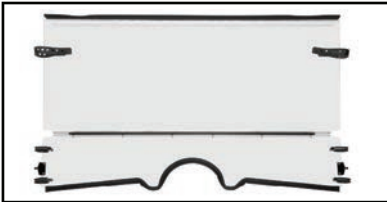
L-TRACK CARGO TIE DOWN SYSTEM

- Durable Tie Down Points for Cargo Bed
- Multi-Point Adjustments



REMOVABLE HD ALUMINUM REAR SEAT INSERT

- Easy In and Out Rear Seat Kit
- Marine Grade Vinyl Seat



2 PIECE WINDSHIELD

- Scratch Resistant
- Durable Polymer Construction



FOUR GUN RACK BED MOUNT

- Perfect for Sporting Clays
- Fully Adjustable and Secure



BLUETOOTH STEREO SYSTEM

- 4" Marine Grade Speakers
- 100W Amplifier
- Smart Phone Compatible



HOOD RACK

- Steel Powder Coated
- Includes Removeable Insert



WINDSHIELD - GLASS

- Dot Approved
- Tempered Safety Glass
- Wiper Optional



ROOF TOP

- ABS Durable Plastic
- Avialbale In Black



ROOF MOUNTED BASKET

- Add Additional Storage Up Top
- 65LB Capacity



WINCH

- 3500LB Rope Winch
- Hand Held In/Out Remote



14" AND 22" LED LIGHT BAR

- Available in RGB Color Combo
- Up To 10,200 Lumens




BRUSH GUARD

- Steel Full Front Grill Protection
- Powder Coated 1 1/2" Heavy Duty Steel



STEEL BED COMBO

- Folds Down All Three Sides
- Heavy Duty Steel with Power Dump




ALUMINUM WHEELS

- 12 X 7 Aluminum Wheel Package
- Comes with 6 Ply Radial Tires



ROUND LED LIGHTS

- 4" 27 Watt Green or White LED Lights
- 9000 Lumens



SINGLE POINT WATERING SYSTEM

- Maintain Battery Water Level Efficiency
- Includes Hand Pump



CANVAS WEATHER ENCLOSURE

- HD Soft Sides with Vinyl Windows
- Roll Up Track Style Fitting



MARTEX GLOBAL ENTERPRISE, LLC
888.554.5953



www.HuntVe.com